



ELECTRIC UNIT HEATERS

PRODUCT GUIDE

REZNOR[®]

REZNOR®



THE FUTURE OF ELECTRIC HEATING IS HERE.

Electric Warm Air Unit Heaters

The e+ range of electric unit heaters is a smart investment that not only keeps you comfortable but could help you **lower your energy from day one.**

Designed for maximum effectiveness, high efficiency, and hassle-free installation, these heaters are the ultimate solution for modern heating needs. In addition, you are choosing an affordable, gas free option with easy installation which makes it the most cost effective and convenient option for most applications.

Effortless Control for Optimal Performance

By choosing e+, you're not just getting a heater – you're making a conscious decision towards becoming a climate leader. The innovative adaptive control system constantly monitors the unit output to maintain the required room temperature, ensuring efficient energy use and a reduced carbon footprint.

Sustainable and Versatile

There are three models offering 10, 20, and 30kW heating capacities, all designed for three-phase electrical supply. Power your e+ heater with renewable electricity for even greater sustainability.




COMPLETE CONTROL AT YOUR FINGERTIPS

The e+ heater is compatible with our unique Signal Pro remote control panel, utilising simple connections via a plug in RJ45 cable.

Stylish and Practical Design

The e+ heater comes in elegant white (RAL9003) with chic black (RAL9005) fittings. RAL colours are fully customisable. Install easily with our innovative hanging bracket, allowing versatile throw angles of 15° and 45° downwards.



FEATURES & BENEFITS



Rapid heat up at start-up due to carefully selected heating elements.



Multi-language, backlit LCD controller display.



Simple to service and maintain.



Suitable for 380/400/415V electrical supplies.



Enhanced safety utilising dual monitoring devices



EC fan with 2 pre-programmed speeds.



Lightweight and compact - all models weigh under 25kg.



Manage up to 16 units from a single controller.

REZNOR®



SPECIFICATION



CONTROLS

Units are controlled via a Signal Pro display panel as discussed on page 5.

CABINET

The internal framework is constructed from galvanised sheet metal to form a rigid and robust product. The outer body is manufactured from pre-painted steel colored white RAL9003 for a consistent and durable finish. The hanging bracket, aluminum outlet grille and fittings are finished in Black RAL9005 for a contrasting appearance.

FANS AND MOTORS

Axial fans with EC motors are used to provide a good overall electrical efficiency and a consistent airflow across the heating element.

HEATER ELEMENTS

The e+ heater elements are built up of 10kW modules to provide the heat demand.

The helix wire of the element provides instant heat and efficient heat transfer to the air flowing over the element[s].

The casing of the element assembly is made from aluminised steel with high temperature resistance.

A thermal cutout switch is integrated into each element assembly to monitor operating temperature and prevent the heater from overheating.

APPLICATIONS

e+ heaters are suitable for use in many Commercial and Industrial applications including:-

- Retail outlets • Showrooms • Schools
- Sports facilities • Manufacturing • Warehouses
- Distribution centres • Transport terminals

Signal Pro Controller




RJ45 Cable

Room Temperature Sensor




Screened Cable

e+ Unit 1




RJ45 Cable

e+ Unit 2



RJ45 Cable

e+ Unit 3



CONTROLS

All heaters require a Signal Pro display panel and room sensor to operate. A room sensor, Signal Pro display panel and 10m, 30m or 50m length of RJ45 communication cable are available as an accessory kit. BMS compatible via Modbus communication. No specialist commissioning required.

Features & Benefits



Connections are direct to the controller so no intermediary terminal blocks are required.



On/off times, optimum start/stop, holiday/overtime periods and fan-only operation settings.



Air outlet sensor mounted within the heater to enable accurate room set temperatures



Energy saving - intelligent controller monitors and maintains temperatures.



Linked to provided external thermostat for proportional control in various set temperatures.



Enhanced security - all display panels can be security coded to prevent unauthorised access.

Up to a total of 16 heaters can be networked together to be controlled by one Signal Pro controller and a room temperature sensor (connected to the controller by 0.75mm² screened cable). At least one room temperature sensor is required - additional ones can be wired in to any of the other heaters in the network and the average temperature of those sensors will be used.

MODEL E+10
AIRFLOW SPEED F1



ITEM	UNIT	@ 415V	@ 400V	@ 380V
Maximum Heating Capacity	kW	10.76	10.00	9.03
Maximum Heating Load per Phase	A	14.98	14.43	13.71
Airflow	m ³ /h		1275	
Throw	m/s @ m		0.5 m/s @ 19.5m	
Noise @ 5m	dBA		53.0	
NR Rating	NR		50	
Maximum Fan Power	W		332	
Fan Running Current	A		0.4	
Maximum Temperature Rise ΔT	°C	25	23	21
Outlet Temperature Setting H1	°C		30	
Outlet Temperature Setting H2	°C		34	
Outlet Temperature Setting H3	°C		38	

MODEL E+10
AIRFLOW SPEED F2



ITEM	UNIT	@ 415V	@ 400V	@ 380V
Maximum Heating Capacity	kW	10.76	10.00	9.03
Maximum Heating Load per Phase	A	14.98	14.43	13.71
Airflow	m ³ /h		1500	
Throw	m/s @ m		0.5 m/s @ 21.8m	
Noise @ 5m	dBA		58.5	
NR Rating	NR		55	
Maximum Fan Power	W		332	
Fan Running Current	A		0.6	
Maximum Temperature Rise ΔT	°C	21	20	18
Outlet Temperature Setting H1	°C		30	
Outlet Temperature Setting H2	°C		33	
Outlet Temperature Setting H3	°C		36	

MODEL E+20
AIRFLOW SPEED F1



ITEM	UNIT	@ 415V	@ 400V	@ 380V
Maximum Heating Capacity	kW	21.53	20.00	18.05
Maximum Heating Load per Phase	A	29.95	28.87	27.42
Airflow	m ³ /h		2000	
Throw	m/s @ m		0.5 m/s @ 29.7m	
Noise @ 5m	dBA		64.8	
NR Rating	NR		60	
Maximum Fan Power	W		332	
Fan Running Current	A		1.3	
Maximum Temperature Rise ΔT	°C	33	30	27
Outlet Temperature Setting H1	°C		30	
Outlet Temperature Setting H2	°C		38	
Outlet Temperature Setting H3	°C		45	

The heaters by default are designed and set to run at fan speed F1. Fan speed F2 is a “boost” mode; as well as giving an increase in heat output and airflow from the heater, they will give a commensurate increase in the noise level produced.

Technical Data

MODEL E+ 20 AIRFLOW SPEED F2



ITEM	UNIT	@ 415V	@ 400V	@ 380V
Maximum Heating Capacity	kW	21.53	20.00	18.05
Maximum Heating Load per Phase	A	29.95	28.87	27.42
Airflow	m ³ /h		2250	
Throw	m/s @ m		0.5 m/s @ 34.1m	
Noise @ 5m	dBA		68.9	
NR Rating	NR		65	
Maximum Fan Power	W		332	
Fan Running Current	A		1.9	
Maximum Temperature Rise ΔT	°C	29	26	24
Outlet Temperature Setting H1	°C		30	
Outlet Temperature Setting H2	°C		35	
Outlet Temperature Setting H3	°C		40	

MODEL E+ 30 AIRFLOW SPEED F1



ITEM	UNIT	@ 415V	@ 400V	@ 380V
Maximum Heating Capacity	kW	32.29	30.00	27.08
Maximum Heating Load per Phase	A	44.93	43.30	41.14
Airflow	m ³ /h		3000	
Throw	m/s @ m		0.5 m/s @ 36.9m	
Noise @ 5m	dBA		69.9	
NR Rating	NR		66	
Maximum Fan Power	W		520	
Fan Running Current	A		1.5	
Maximum Temperature Rise ΔT	°C	32	30	27
Outlet Temperature Setting H1	°C		30	
Outlet Temperature Setting H2	°C		38	
Outlet Temperature Setting H3	°C		45	

MODEL E+ 30 AIRFLOW SPEED F2




ITEM	UNIT	@ 415V	@ 400V	@ 380V
Maximum Heating Capacity	kW	32.29	30.00	27.08
Maximum Heating Load per Phase	A	44.93	43.30	41.14
Airflow	m ³ /h		3250	
Throw	m/s @ m		0.5 m/s @ 39.4m	
Noise @ 5m	dBA		71.8	
NR Rating	NR		68	
Maximum Fan Power	W		520	
Fan Running Current	A		1.8	
Maximum Temperature Rise ΔT	°C	30	28	25
Outlet Temperature Setting H1	°C		30	
Outlet Temperature Setting H2	°C		35	
Outlet Temperature Setting H3	°C		40	

The minimum safe mounting height for e+ heaters is 2.5 meters.

The heaters are not suitable for use in environments that are damp, wet, dusty, contain airborne contaminants or are above 30°C ambient temperature.

MODEL	UNIT	e+10	e+20	e+30
Diameter	mm	526	526	526
Length	mm	530	530	680
Total width with hanging bracket	mm	590	590	590
Total height with hanging bracket	mm	735	735	735
Hanging bracket mounting holes	-	2 off 10mm diameter holes at 100mm centres		
Weight	kg	20.6	21.5	24.1

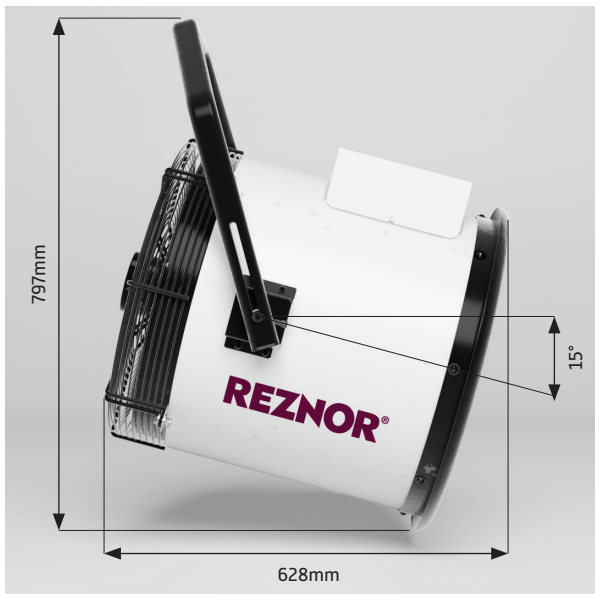
e+ 10 and 20



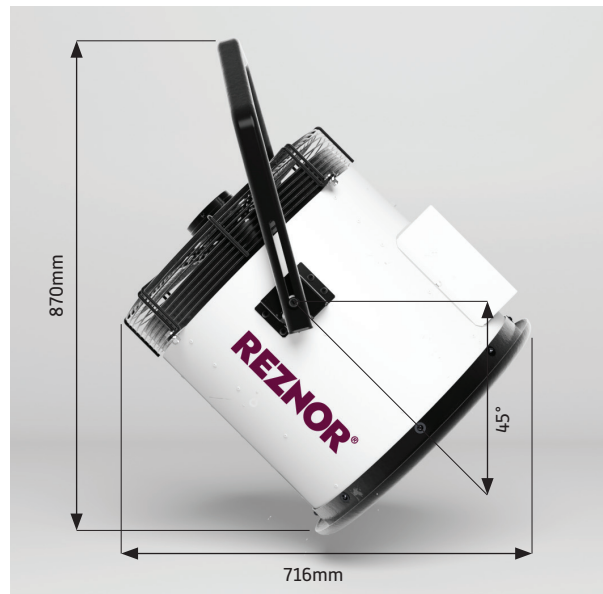
Front Elevation



Side Elevation



15° Tilt



45° Tilt


Product Clearances

MODEL	UNIT	e+10	e+20	e+30
Front Minimum [*1] [*2]	mm	1200	1200	1200
Rear Minimum	mm	450	450	450
Side Minimum [*1] [*2] [*3]	mm	60	60	60
Above Access Panel	mm	1000	1000	1000
Minimum Mounting Height	mm	2500	2500	2500

[*1] Minimum distance to surface surrounding heater

[*2] At these minimum clearances, the surface could be subject to a temperature rise of up to 60°C

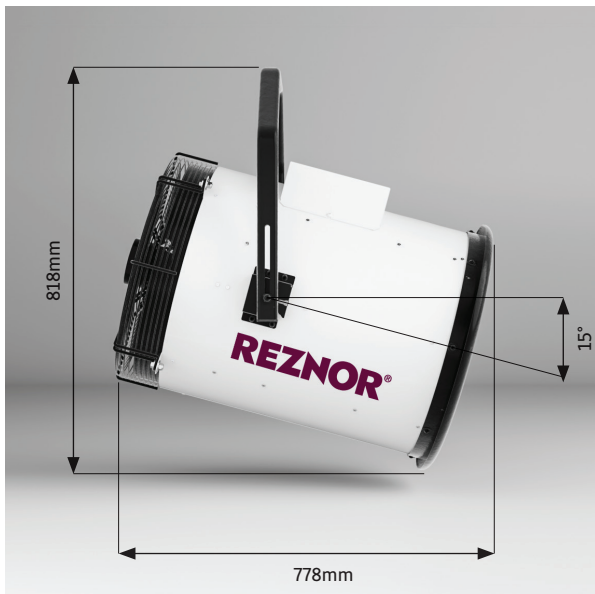
[*3] One side of the heater must be unobstructed




Front Elevation



Side Elevation



15° Tilt



45° Tilt

WE ARE **REZNOR**[®]

We deliver sustainable HVAC products and solutions that improve the environment in which we live and work. We offer the widest and most complete range of HVAC products in the market. Our extensive product range and wealth of knowledge allows us to work with our customers to design the most efficient HVAC solutions to meet their unique requirements.

WHY CHOOSE **REZNOR**

With our forward-thinking approach, we're dedicated to fulfilling our customers' needs in the best way possible. We not only design and engineer, we are always ready to support you and truly listen.



OUR ELECTRIC RANGE



GUARDIAN ELECTRIC AIR CURTAIN

Scan above to find out more.




AB INDUSTRIAL ELECTRIC AIR CURTAIN

Scan above to find out more.



ELECTRIC PLAQUE HEATERS

Scan above to find out more.



AC/ACR MINI COMMERCIAL ELECTRIC AIR CURTAIN

Scan above to find out more.

PRODUCTS AND PARTS

We know it's more important than ever to have reliable access to HVAC products and parts. At Reznor, we've listened to our customers needs and now provide an efficient, speedy way of purchasing with a purpose built e-commerce system via our website. This is like no other on the market, with the option to order core range heater units from site as well as a comprehensive range of spare parts.



Contact us today to get started.

REZNOR[®]

t. +[44] 0 1384 489700

e. reznorsales@nortek.com

w. reznor.co.uk

Nortek Global HVAC UK
Fens Pool Avenue, Brierley Hill
West Midlands DY5 1QA
United Kingdom

GB/REZ/e+/001/0824